



AWARDS CEREMONY PROTOCOL

FOR INTERNAL USE ONLY



TABLE OF CONTENT

1. Overview.....	3
2. Leaders' Corner	3
3. Presentation of The Podium	4
4. Interview with Gold Medallist	4
5. Additional interviews.....	5
6. Awards Ceremony	5
Presenters, Staff & Volunteers for the Awards Ceremony	5
Awards Ceremony podium	5
National anthems and music accompaniment	6
Lighting	7
Announcer's text.....	7
Rehearsal	7
Procedure of the IFSC Awards Ceremony.....	7
Additional sponsors gifts	11
Appendix I – Script MEN / WOMEN	12
Appendix II – National Anthem	13
Appendix III - list of march-in and march-out music	14

1. Overview

This document outlines the procedures for the Awards Ceremony. Modifications to these Rules due to different events, venues, and/or special local circumstances may be made by the IFSC Technical Delegate and /or IFSC Venue Delegate.

This document shall be considered by all the stakeholders involved in the organization of an IFSC event (IFSC staff, IFSC Officials, Event Organisers).

2. Leaders' Corner

During Finals of Lead and Boulder competitions, the Event Organiser shall set up a "Leaders' Corner" for Lead, Boulder and Combined Finals. [For Speed competitions there **is no need** for the Leader's Corner].

The Leaders' corner shall be composed by a set of chairs/sofa to accommodate the athletes, as soon as their performance is over. The Leaders' corner should have a direct view on the Field Of Play. Food, drinks and snacks should be envisaged



3. Presentation of The Podium

The Presentation of The Podium is mandatory when the Awards Ceremony is not immediately after the end of the competition and upon specific request of the IFSC. TVs and Photographer can catch athletes' emotions immediately after the finish of the competition.

Immediately after Final results are published by IFSC Officials, the announcer shall briefly introduce the three medallists and invite them to the centre of the stage. For Lead and Boulder, the three medallists will move from the Leaders' Corner to the centre of the stage. For Speed, the three medallists will enter on stage and place themselves to the centre of the stage.



IMPORTANT: A volunteer shall properly brief the three medallists on how to enter the stage and exactly where to place themselves on the stage. It is important to make sure that the Gold Medallist stands at the centre, Silver Medallist is the right side and Bronze Medallist at the left side. The volunteer can use a sketch to show Medallists entry practice to avoid language barriers.

Once the Results are official, the speaker will announce the 3 medallists at the centre of the stage. The medallist are called from the leader's corner to the centre of the stage. Delivering of flowers is not mandatory.

4. Interview with Gold Medallist

Immediately after the Presentation of the Podium and before the beginning of the Awards Ceremony, the Gold Medallist of an IFSC Climbing competition shall go to the Mixed zone for the interview with the IFSC TV production.

IMPORTANT: A volunteer shall make sure that the Gold Medallist is escorted to the Mixed zone in a fast, yet not stressful and respectful way.

The interview will last 5 minutes; in this time the Event Organiser shall set the podium on the stage for the Awards Ceremony.



5. Additional interviews

The requested additional interviews shall be done and the end of the Awards Ceremony. Requests shall be submitted to IFSC Venue Delegate in advance.

6. Awards Ceremony

In particular cases the Awards Ceremonies may take place at another place than the Competition Venue (i.e a public place, an historical building, etc.).

Presenters, Staff & Volunteers for the Awards Ceremony

The Event Organiser must provide a sufficient number of staff / volunteers for the Awards Ceremony. Appropriate clothing for the occasion must be worn.

The standard requirements are as follows:

- One (1) chief to be responsible for the entire course of the presentation;
- Six (6) chaperones (3 male and 3 female) to give medals and gifts. The roles of the volunteers shall swap according to the gender the awarding is for.

Other roles:

- IFSC Presenter: Medals are awarded by the IFSC President or by a Member of the IFSC Executive Board. In absence of any of the above, the Technical Delegate will act on their behalf.
- Local Presenter: The Event Organiser can arrange for one (and one only) commemorative gift for the athletes to be handed over by a Local Presenter, who can be either a representative of the National Federation hosting the event or a representative of the Event Organiser.

The Event Organiser must provide personnel to:

- Assemble athletes and officials for the marching-in
- Promptly set up the Awards Ceremony podium at the completion of the event

Awards Ceremony podium

The Event Organiser is expected to provide an appropriate Awards Ceremony podium as per IFSC Graphic Charter. No advertising, other than what approved by the IFSC, is allowed on the Awards Ceremony podium.

It is compulsory to display the IFSC backdrop behind the Awards Ceremony podium, as per the disposition of the Graphic Charter.

It is desirable to decorate the area designated for the awards ceremony with carpeting and plants or flowers when possible.

The Awards Ceremony podium must be set up so that from the winners' perspective located in the centre, the second place will be positioned on their right-hand side and the third place will be positioned on their left-hand side.



National anthems and music accompaniment

The national anthems must be played in full within one minute 30 seconds. If for some reason this is not possible the national anthem must be faded out after this time respecting the musical sequence. (Appendix II)

A list of march-in and march-out music is provided from the IFSC to the Event Organiser. The Event Organiser shall choose one music within the list provided by the IFSC. (Appendix III)

The time allocated to march-in and march-out should be as short as possible, but not longer than 30 seconds.

Lighting

The Event Organiser should ensure that the area set-up for the Awards Ceremony has sufficient lighting for photographers and television.

There are several ratios that describe uniformity over a set of measurement grids.

The main ratios are used to control the occurrence of hot spots over the filming area (minimum/maximum and minimum/average) and to ensure that correct modelling light is available (vertical : horizontal).

The following list illustrates a typical requirement for a broadcast quality lighting system. Note that the list is generic and has to be considered as an example and not mandatory requirements. Higher targets and narrower tolerances may be required.*

- Minimum maintained vertical illuminance on grid in 4 directions > 1400 lux
- Uniformity (min:avg) >0.7
- Ratio of vertical to horizontal illuminance >1:2
- Uniformity(min:avg)>0.8
- Uniformity gradient<5%over1m
- Glare (GR) <35 (indoor venue) or 40 (outdoor event)
- Flicker factor<1%(flicker free)
- Color rendering Ra>90withR9>50, TLCI >85
- Color temperature 5000-6000Kwith fixtures within 10 mired
- Spectator spill lighting on 12 rows <25% of average illuminance on FOP

**Institution of Lighting Professionals, Guidance for Lightning of Televised Sporting Events, 2018 ILP.*

Announcer's text

The script to be used by the announcer during the Awards Ceremony is compulsory and must be studied carefully in order to avoid errors. The script is included in Appendix I.

The Awards Ceremony must be presented in English and, additionally, can be presented in the Organising Federation's native language.

Rehearsal

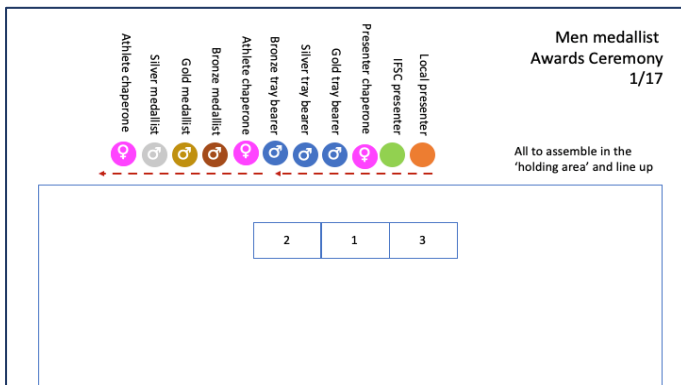
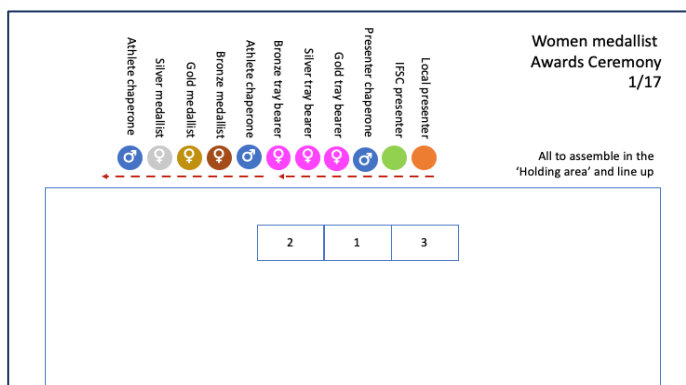
The Technical Delegate is responsible for arranging for a rehearsal of the Awards Ceremony and for briefing volunteers, presenters, and the venue speaker of the protocol. The Technical Delegate will brief the athletes regarding the protocol and in case of impossibility to do so, will delegate someone to do so on their behalf.

At the conclusion of each competition all medallists shall assemble in the 'holding area'.

Procedure of the IFSC Awards Ceremony

- I. All to assemble in the "Holding Area" and line up

Immediately after the competitions, medallists, presenters and volunteers must assemble and line up in the designated area for the march-in. This area must be communicated in advance by the Event Organiser staff to the IFSC Venue Delegate.



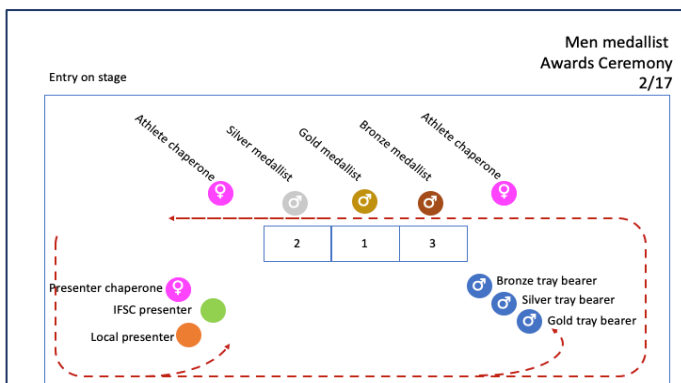
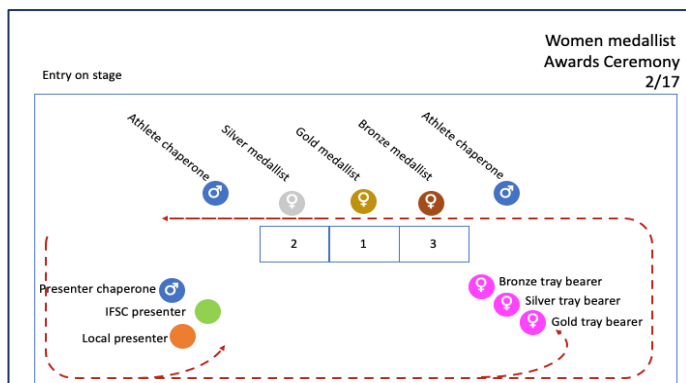
All medallists shall wear their Team Uniform (with closed shoes and, preferably, long trousers). No sport equipment (i.e. climbing shoes...) or accessories must be brought to the Awards Ceremony.

No personal accessories, including but not limited to mobile phones, watches, water bottles, national flags and Point Of View camera devices, are permitted during the Awards Ceremony; this is valid for medallists, presenters and volunteers.

II. Entry on stage

The athlete chaperone enters the podium area first, followed by the athletes, tray bearers and the presenters. If feasible, all parties may march in together in order to save time.

The presenters must march in as follows: 3rd place, 1st place, 2nd place. Depending on the presenters' positions on the floor area, the reverse order may be used as follows: 2nd place, 1st place, 3rd place. The marching-in will begin with the start of the music.

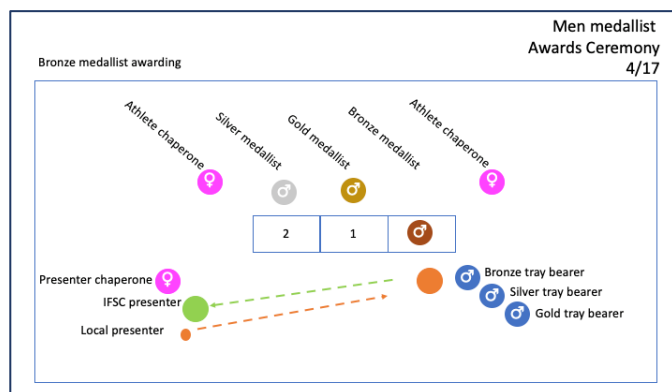
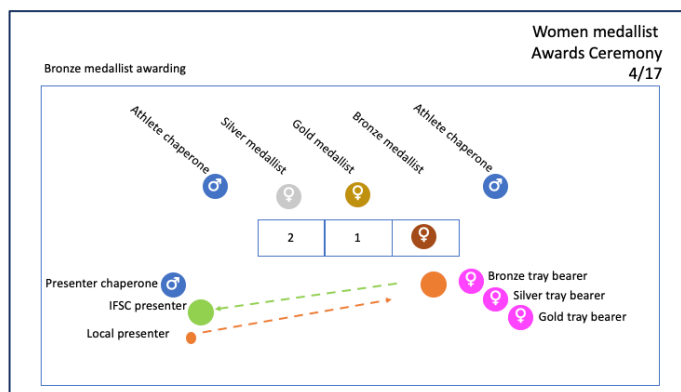
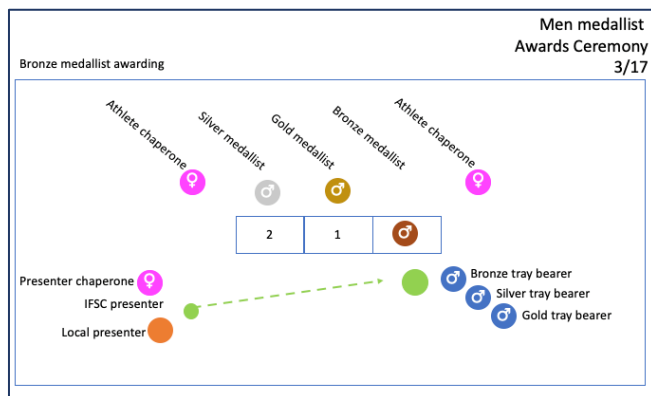
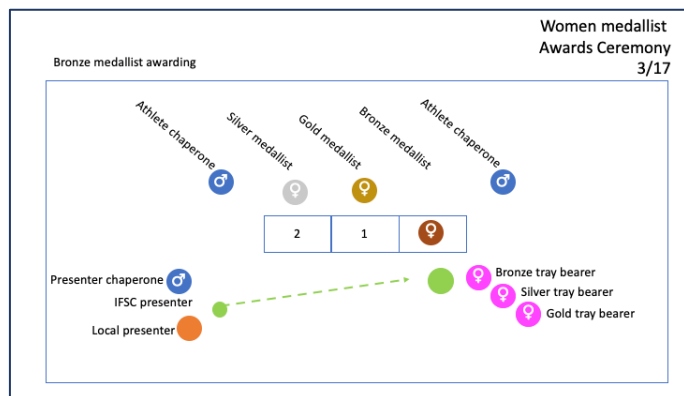


Once the medallists, presenters and chaperones are positioned on the stage, the Ceremony officially starts, at this time the speaker shall follow the script (according to Appendix I).

The medallists shall position themselves behind the relevant podium.

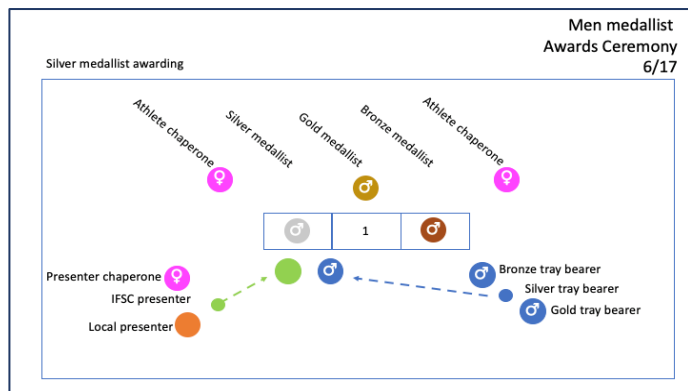
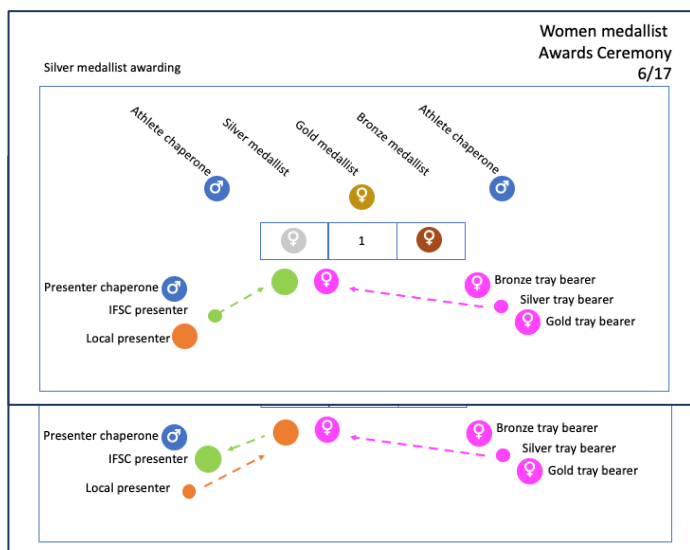
III. Bronze medallist awarding

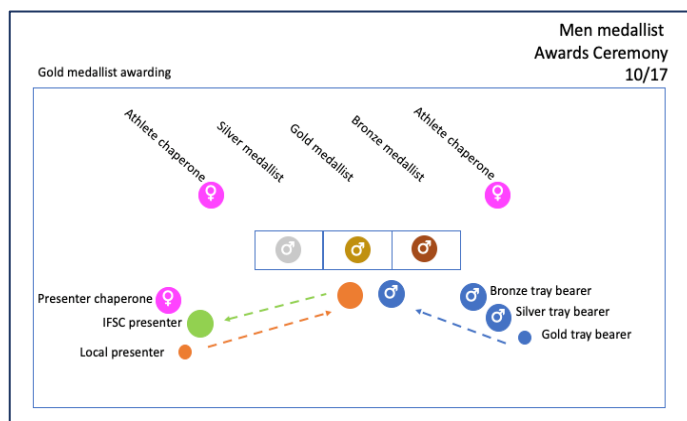
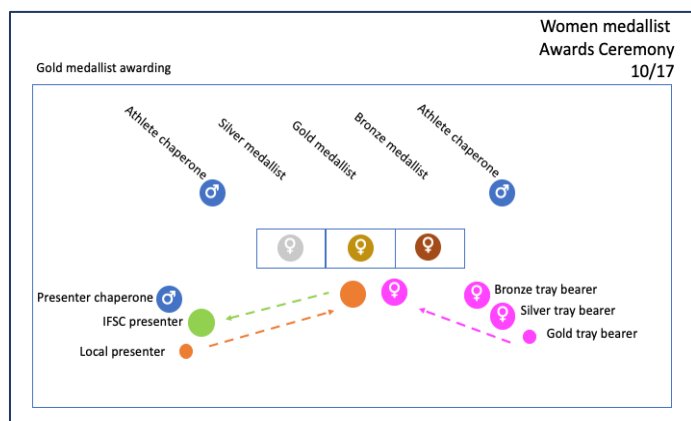
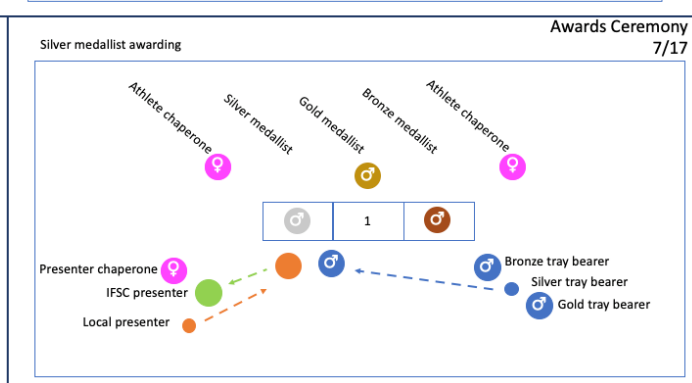
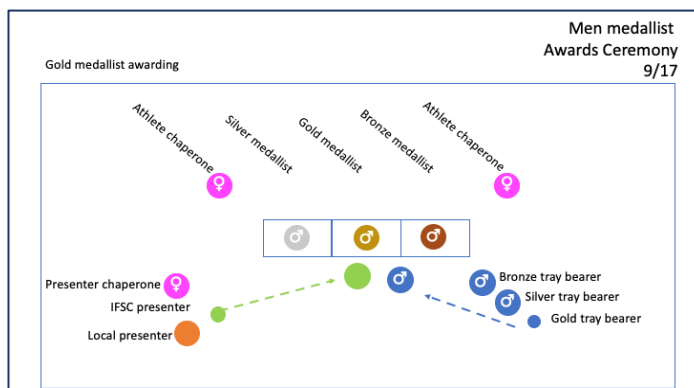
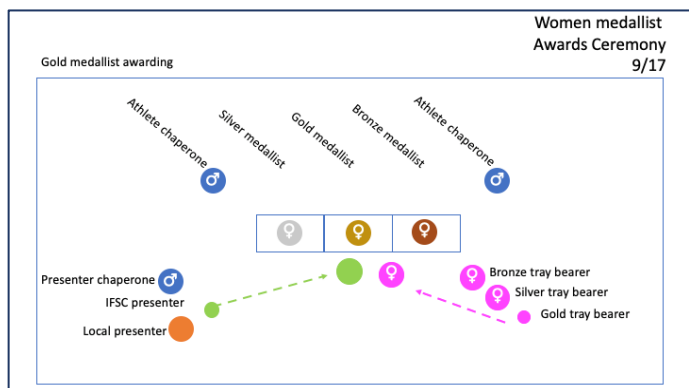
When the announcer says: 'bronze medallist: athlete's name + country', the bronze medallist will step up onto the relevant podium. A presenter will go in the direction of the podium. At the same time the tray bearer will go in the direction of the podium. The presenter will then collect the bronze medal from a tray and will place it around the bronze medallist's neck. After shaking hands, a second presenter will go on the direction of the podium, take a gift from the tray bearer, present it to the bronze medallist and shake hands.



IV. Silver and Gold medallist awarding

The same procedure will be repeated for the silver medallist and the gold medallist.





V. National Flags and National Anthem

The announcer will then invite everybody present to stand for the gold medallist's national anthem and the medallists will turn towards the flags (hats must be removed). The flags of the 1st to 3rd ranked participants are raised all at the same time.

VI. Pictures

After the national anthem the gold medallist customarily invites the other medallists on the top level of the podium. The medallists are encouraged to gather together at least for 20 seconds in order to hug each other in front of the audience, cameras and photographers.



Additional sponsors gifts

Special trophies, cups, gifts, etc. may be presented by the respective sponsors and other personalities immediately following or during the official Awards Ceremony, provided that prior approval is given by the IFSC Venue Delegate.

Appendix I – Script MEN / WOMEN

IFSC LEAD / SPEED / BOULDER WORLD CUP - ...city... 2020

MEN / WOMEN

ENGLISH	LOCAL LANGUAGE
MEDAL PRESENTATION	
Ladies and Gentlemen, The Victory Ceremony for the IFSC Lead World Cup 2020	
ATHLETES WELCOME PARADE	
Please welcome the medalists for the LEAD CLIMBING MEN	
PRESENTER INTRO	
The medals and flowers will be presented by	
M.name and title....	
Accompanied by	
M.name and title....	
BRONZE MEDAL	
Bronze Medalist, representing	
	0 0
SILVER MEDAL	
Silver Medalist, representing	
	0 0
GOLD MEDAL	
Gold Medalist and winner of the ...[city]..... IFSC Lead World Cup 2019, representing	
	0 0
ANTHEMS AND FLAGS	
Ladies and Gentlemen please rise for the national Anthem of	
	0
SHOOTING PHOTOS	
Ladies and Gentlemen the World Cup Medalist	

Appendix II – National Anthem

IFSC LEAD/SPEED/BOULDER WORLD CUP -[city]... 2020

ANTHEMS

1st PODIUM			2nd PODIUM	
MEN [event logo]			WOMEN [event logo]	
JAPAN	JPN	1	SLOVENIA	SLO
UNITED STATES	USA	2	JAPAN	JPN
SPAIN	ESP	3	UKRAINE	UKR

FLAGS

1st PODIUM			2nd PODIUM		
MEN [event logo]			WOMEN [event logo]		
JAPAN	JPN	1	SLOVENIA	SLO	1
UNITED STATES	USA	2	JAPAN	JPN	2
SPAIN	ESP	3	UKRAINE	UKR	3



Appendix III - list of march-in and march-out music

TBC